



FITTING INSTRUCTIONS FOR ECC0252 RHS PULSE COVER
KAWASAKI Z900RS 2018-



In this kit there should be:

- 1 x Engine Case Cover (ECC0252).
- 3 x Engine Case Cover Spacers (S0820).
- 3 x M6x40mm long cap head bolts.
- 3 x M6 Washers.

PLEASE READ THESE INSTRUCTIONS FULLY BEFORE STARTING

THIS KIT CONTAINS THE ITEMS PICTURED AND LISTED ABOVE.
DO NOT PROCEED UNTIL YOU ARE SURE ALL PARTS ARE PRESENT.

Please note that the way the kit is packed does not necessarily represent the way of mounting to the bike

Please note that in cases where kits are packed with rubber washers holding the components onto the bolt – *the rubber washers should be thrown away!*

THE PARTS SHOWN MAY BE REPRESENTATIVE ONLY (FOR CLARITY OF INSTRUCTIONS ONLY)

Digital copies of these instructions are available to download from www.rg-racing.com

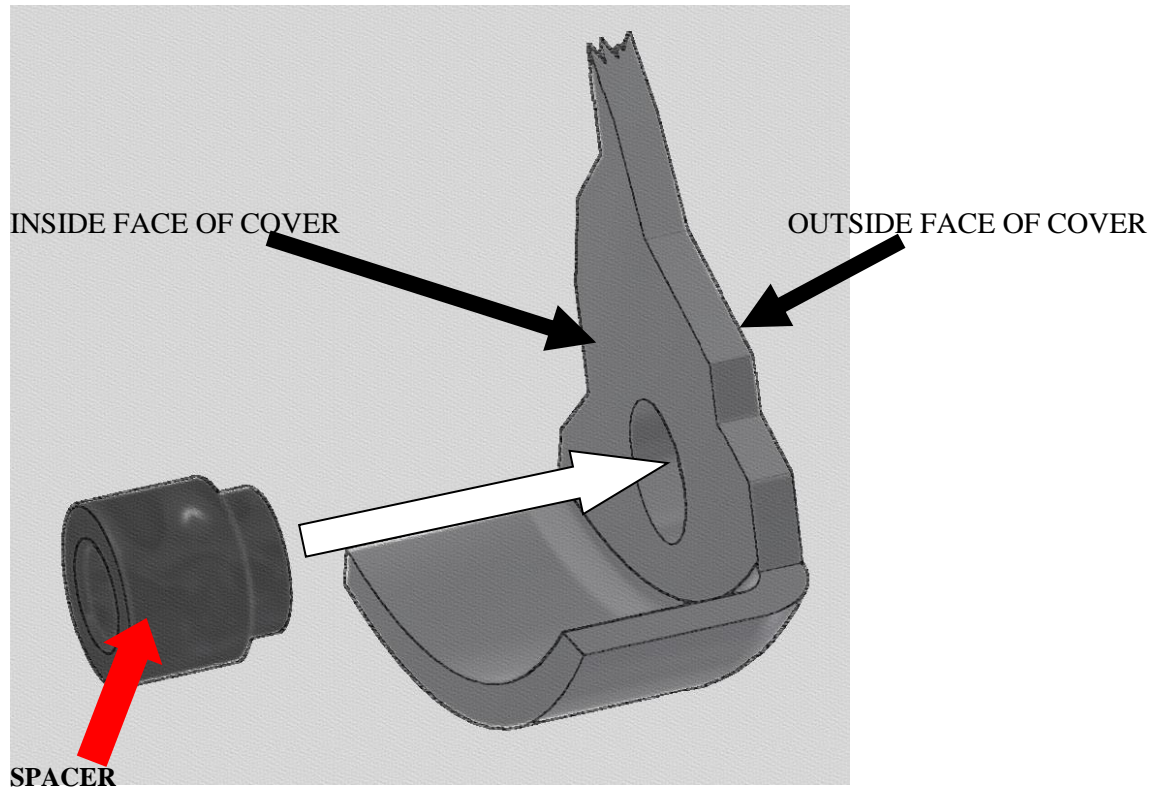
GENERAL TORQUE SETTINGS

- M4 BOLT = 8Nm
- M5 BOLT = 12Nm
- M6 BOLT = 15Nm
- M8 BOLT = 20Nm
- M10 BOLT = 40Nm



Fitting instructions

- Please make sure the engine is cold before proceeding with the fitting of the R&G cover.
- Fit the three spacers into the three holes of the engine case cover as shown in the diagram below (these should be a tight fit to secure in position while fitting (ensure they are correctly seated before proceeding, once tightened they will remain in position).



- Remove the three bolts arrowed in the top picture.
- Carefully offer up the R&G cover to the engine and carefully fit it over the engine casing. Ensure that the three R&G bolts are lined up with the holes in the engine casing, and then push on as far as it will go.
- Fit the bolts with washers through the Engine Case Cover and into the engine case.
- With a 5mm Allen key tighten the bolts equally so that they pull the cover into place. **DO NOT FULLY TIGHTEN.**
- Finally use a torque wrench set at 10 Nm (7 Lb ft) to fully tighten.
- It is suggested that you check the tightness of the mounting bolts on a regular basis i.e. when cleaning, after the first heat cycle of the engine and then once a month.
- NOTE for the cleaning of this product you should only use a soft polishing cloth and a mild general cleaning agent.
- **AVOID HARMFUL CHEMICALS. IF IN DOUBT DO NOT USE AS THEY COULD ALTER THE STRENGTH OF THE COVER.**
- R&G will accept no liability if the above procedure and torque settings are not followed.

ISSUE 1 30/10/2018 (NSY)



CONSUMER NOTICE

The catalogue description and any exhibition of samples are only broad indications of the Products and R&G may make design changes which do not diminish their performance or visual appeal and supplying them in such state shall conform to the order. The Buyer acknowledges no representation or warranty (other than as to title) has been given or will apply to the Products other than those in R&G's order or confirmation and the Buyer confirms it has chosen the Products as being of merchantable quality and suitable for its particular purposes. Where R&G fits the Products or undertakes other services it shall exercise reasonable skill and care and rectify any fault free of charge unless the workmanship has been disturbed. The Buyer is responsible for ensuring that the warranty on the motorcycle is not affected by the fitting of the Products. On return of any defective Products R&G shall at its option either supply a replacement or refund the purchase money but shall not be liable if the Products have been modified or used or maintained otherwise than in accordance with R&G's or manufacturer's instructions and good engineering practice or if the defect arises from accident or neglect. Other than identified above and subject to R&G not limiting its liability for causing death and personal injury, it shall not be liable for indirect or consequential loss and otherwise its liability shall be limited to the amounts paid by the Buyer for the Products or the fitting or service concerned. These terms do not affect the Buyer's statutory rights.

R&G RACING RETURNS POLICY (NON-FAULTY GOODS)

Returns must be pre-authorised (if not pre-authorised the return will be rejected). Goods may only be returned direct to us if they were purchased direct from us (customer must prove if necessary). Otherwise to be returned to original vendor. Goods must be in re-sellable condition, in the opinion of R&G Racing. All returns are subject to a 25% restocking and handling fee (25% of the gross value exc. P&P – at the prevailing price at time of purchase). The customer must pay any and all carriage charges. No returns of discontinued products, unless within 14 days of purchase. This policy does not affect your statutory rights and does not refer to faulty goods.

R&G

Unit 1, Shelley's Lane, East Worldham, Alton, Hampshire, GU34 3AQ

Tel: +44 (0)1420 89007 Fax: +44 (0)1420 87301 www.rg-racing.com Email: info@rg-racing.com



**NOTICE DE MONTAGE POUR ECC0252 PROTECTION CARTER DROIT
KAWASAKI Z900RS 2018-**



Le kit doit contenir :

- 1 x Protection carter moteur (ECC0252).
- 3 x Entretoises de protection carter moteur (S0820).
- 3 x M6x40mm Boulons.
- 3 x M6 Rondelles.

LIRE L'ENSEMBLE DES INSTRUCTIONS AVANT DE COMMENCER

Le kit contient les articles exposés ci-dessous, vérifier que toutes les pièces soient présentes avant de procéder au montage.

La façon dont le kit est emballé ne correspond pas forcément à la façon de monter les pièces sur la moto.

Notez que si les kits sont emballés avec des rondelles en caoutchouc servant à tenir les composants, *ces rondelles doivent être jetées !*

LES PARTIES PRÉSENTÉES PEUVENT ÊTRE UNIQUEMENT REPRESENTATIVES (POUR LA CLARTE DES INSTRUCTIONS UNIQUEMENT)

Notice disponible au téléchargement sur www.rg-racing.com

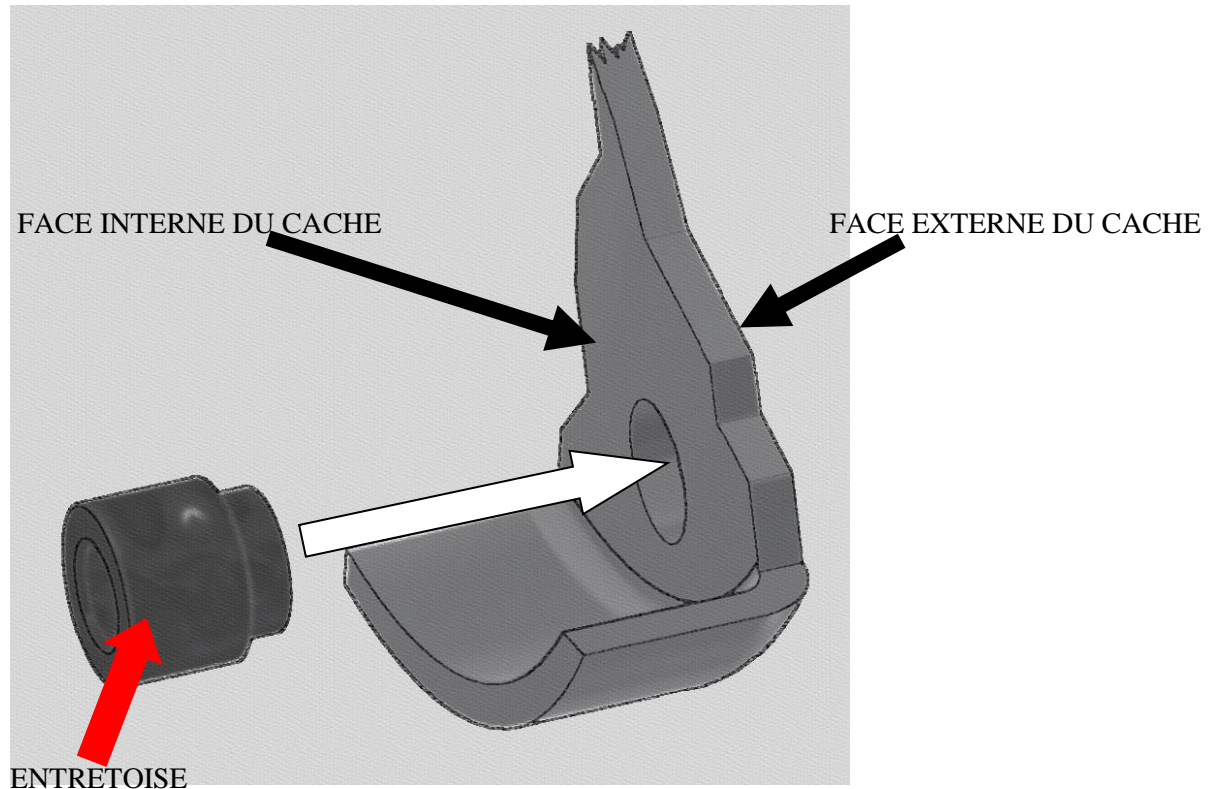
VALEURS DE SERRAGE RECOMMANDÉES

- M4 BOULON = 8Nm
- M5 BOULON = 12Nm
- M6 BOULON = 15Nm
- M8 BOULON = 20Nm
- M10 BOULON = 40Nm



Notice de montage

- Veiller à ce que le moteur soit froid.
- Insérer les 3 entretoises dans les 3 trous de la protection carter moteur, voir le schéma ci-dessous (elles doivent être mise en place de façon précise pour fixer la position lors du montage (veiller à ce qu'elles se mettent correctement en place lors du montage, une fois serrées elles resteront en place).



- Enlever les 3 boulons indiqués sur la photo du haut.
- Monter la protection R&G sur le moteur puis placez la sur le carter moteur. Veiller à ce que les 4 boulons R&G soient alignés avec avec les trous du carter moteur, puis poussez jusqu'à la limite.
- Insérer les boulons avec rondelles dans la protection carter moteur et dans le carter moteur.
- Avec un clé Allen 5mm, serrer les boulons de façon identique de façon à ce que la cache se mette en place. **NE PAS SERRER COMPLETEMENT.**
- Utiliser une clé dynamométrique à 10 Nm (7 Lb ft) pour bloquer.
- Nous vous suggérons de vérifier le serrage au moins une fois par mois, lors du nettoyage par exemple.
- NOTE : Pour le nettoyage, vous devriez utiliser uniquement un chiffon doux et un agent nettoyant doux.
- Ne pas utiliser d'agents chimiques qui pourraient altérer l'efficacité de la protection.
- R&G n'acceptera aucune responsabilité en cas de mauvais couple de serrage ou d'utilisation inappropriée d'agents nocifs.

ISSUE 1 30/10/2018 (NSY)



CONSUMER NOTICE

The catalogue description and any exhibition of samples are only broad indications of the Products and R&G may make design changes which do not diminish their performance or visual appeal and supplying them in such state shall conform to the order. The Buyer acknowledges no representation or warranty (other than as to title) has been given or will apply to the Products other than those in R&G's order or confirmation and the Buyer confirms it has chosen the Products as being of merchantable quality and suitable for its particular purposes. Where R&G fits the Products or undertakes other services it shall exercise reasonable skill and care and rectify any fault free of charge unless the workmanship has been disturbed. The Buyer is responsible for ensuring that the warranty on the motorcycle is not affected by the fitting of the Products. On return of any defective Products R&G shall at its option either supply a replacement or refund the purchase money but shall not be liable if the Products have been modified or used or maintained otherwise than in accordance with R&G's or manufacturer's instructions and good engineering practice or if the defect arises from accident or neglect. Other than identified above and subject to R&G not limiting its liability for causing death and personal injury, it shall not be liable for indirect or consequential loss and otherwise its liability shall be limited to the amounts paid by the Buyer for the Products or the fitting or service concerned. These terms do not affect the Buyer's statutory rights.

R&G RACING RETURNS POLICY (NON-FAULTY GOODS)

Returns must be pre-authorized (if not pre-authorized the return will be rejected). Goods may only be returned direct to us if they were purchased direct from us (customer must prove if necessary). Otherwise to be returned to original vendor. Goods must be in re-sellable condition, in the opinion of R&G Racing. All returns are subject to a 25% restocking and handling fee (25% of the gross value exc. P&P – at the prevailing price at time of purchase). The customer must pay any and all carriage charges. No returns of discontinued products, unless within 14 days of purchase. This policy does not affect your statutory rights and does not refer to faulty goods.

R&G

Unit 1, Shelley's Lane, East Worldham, Alton, Hampshire, GU34 3AQ
Tel: +44 (0)1420 89007 Fax: +44 (0)1420 87301 www.rg-racing.com Email: info@rg-racing.com



MONTAGEANLEITUNG FÜR ECC0252
PULSE-ABDECKUNG – RECHTE SEITE
KAWASAKI Z900RS 2018-



Inhalt des Kits:

- 1x Motorgehäuse-Abdeckung (ECC0252)
- 3x Distanzhalter (S0820)
- 3x M6 x 40mm Inbusschraube
- 3x M6 Unterlegscheibe

BITTE LESEN SIE DIE MONTAGEANLEITUNG DURCH, BEVOR SIE MIT DER MONTAGE BEGINNEN.

ALLE KIT-TEILE SIND UNTEN ABGEBILDET UND GEKENNZEICHNET. BEVOR SIE MIT DER MONTAGE BEGINNEN, ÜBERPRÜFEN SIE, DASS ALLE TEILE VORHANDEN SIND.

Hinweis: Die Verpackung der Teile stellt nicht die Reihenfolge der Montage dar.

Hinweis für Kits mit Plastikunterlegscheiben an den Schrauben – *Diese Plastikunterlegscheiben werden nicht für den Einbau benötigt!*

DIE UNTEN ABGEBILDETEN TEILE DIENEN LEDIGLICH ZUR ERKLÄRUNG

Eine digitale Version dieser Montageanleitung kann auf folgender Seite heruntergeladen werden:
www.rg-racing.com

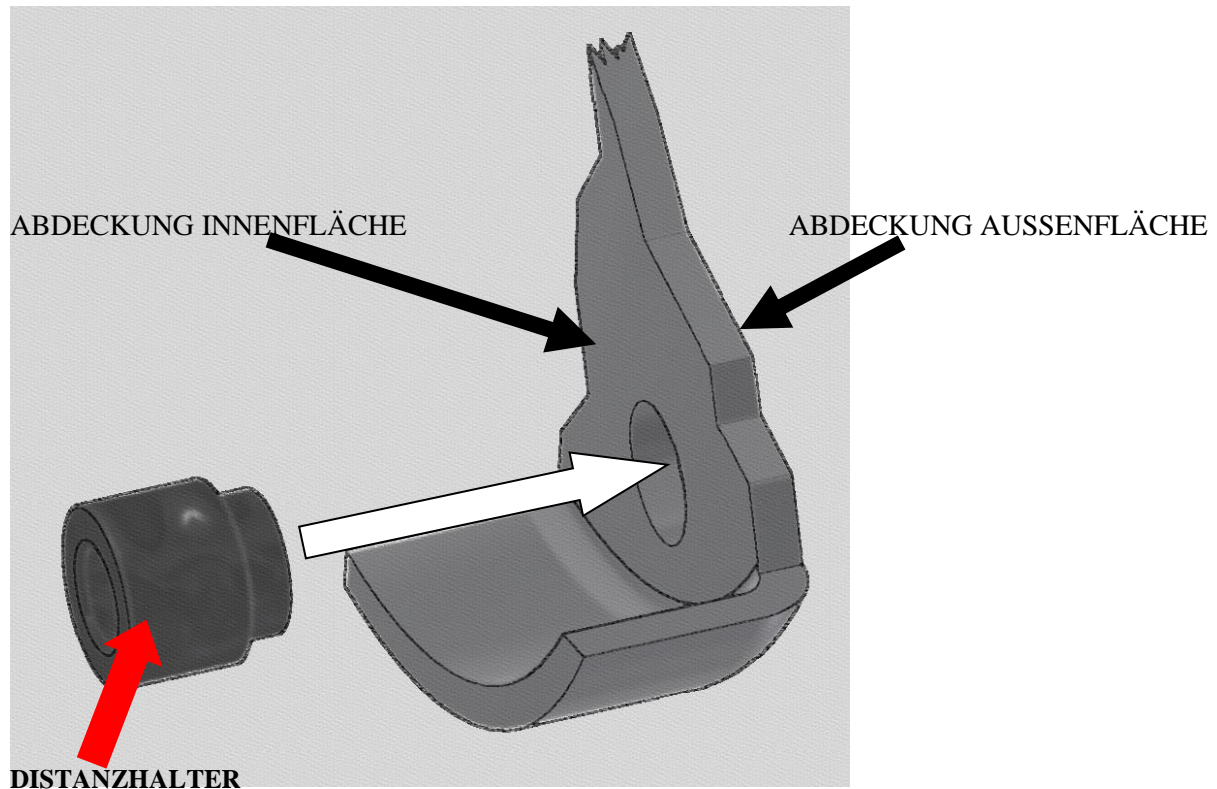
ANZUGSDREHMOMENT

- M4 SCHRAUBE = 8Nm
- M5 SCHRAUBE = 12Nm
- M6 SCHRAUBE = 15Nm
- M8 SCHRAUBE = 20Nm
- M10 SCHRAUBE = 40Nm



Montageanleitung

- Bitte unbedingt darauf achten, dass der Motor kalt ist, bevor Sie mit der Montage der R&G Abdeckung beginnen.
- Montieren Sie die drei Distanzhalter an den drei Öffnungen in der Motorgehäuse-Abdeckung wie in der Zeichnung unten abgebildet (enge Passform: bitte überprüfen, dass die Distanzhalter richtig positioniert sind - sobald sie fixiert sind, bleiben sie in Position).



- Entfernen Sie die drei Schrauben, die im oberen Bild gekennzeichnet sind.
- Die R&G Abdeckung an den Motor ansetzen und vorsichtig am Gehäuse anbringen. Achten Sie darauf, dass die drei Öffnungen für die Schrauben mit den Bohrungen im Motorgehäuse ausgerichtet sind, dann die Abdeckung soweit wie möglich eindringen.
- Führen Sie die Schrauben, die mit Unterlegscheiben versehen sind, durch die Motorgehäuse-Abdeckung ins Motorgehäuse.
- Ziehen Sie die Schrauben mit einem 5mm Inbusschlüssel gleichmäßig an, sodass sie die Abdeckung in Position ziehen. NICHT FESTZIEHEN.
- Benutzen Sie einen Drehmomentschlüssel, der auf 10 N/m (7 Lb/ft) eingestellt ist, um die Schrauben festzuziehen.
- Es wird empfohlen, die Festigkeit der Schrauben in regelmäßigen Abständen (einmal im Monat) zu kontrollieren.
- HINWEIS: Bei der Reinigung dieses Produkts benutzen Sie nur ein weiches Poliertuch und ein mildes Putzmittel.
- VERMEIDEN SIE SCHÄDLICHE CHEMIKALIEN. IM ZWEIFELSFALL NICHT BENUTZEN, DA SIE DIE FESTIGKEIT DER ABDECKUNG VERÄNDERN KÖNNEN.
- R&G übernimmt keine Haftung, wenn die obengenannten Schritte nicht eingehalten werden oder die angegebenen Anzugsdrehmomente nicht angewendet werden.

AUSGABE 1 30/10/2018 (NSY)

R&G

Unit 1, Shelley's Lane, East Worldham, Alton, Hampshire, GU34 3AQ
 Tel: +44 (0)1420 89007 Fax: +44 (0)1420 87301 www.rg-racing.com Email: info@rg-racing.com

**CONSUMER NOTICE**

The catalogue description and any exhibition of samples are only broad indications of the Products and R&G may make design changes which do not diminish their performance or visual appeal and supplying them in such state shall conform to the order. The Buyer acknowledges no representation or warranty (other than as to title) has been given or will apply to the Products other than those in R&G's order or confirmation and the Buyer confirms it has chosen the Products as being of merchantable quality and suitable for its particular purposes. Where R&G fits the Products or undertakes other services it shall exercise reasonable skill and care and rectify any fault free of charge unless the workmanship has been disturbed. The Buyer is responsible for ensuring that the warranty on the motorcycle is not affected by the fitting of the Products. On return of any defective Products R&G shall at its option either supply a replacement or refund the purchase money but shall not be liable if the Products have been modified or used or maintained otherwise than in accordance with R&G's or manufacturer's instructions and good engineering practice or if the defect arises from accident or neglect. Other than identified above and subject to R&G not limiting its liability for causing death and personal injury, it shall not be liable for indirect or consequential loss and otherwise its liability shall be limited to the amounts paid by the Buyer for the Products or the fitting or service concerned. These terms do not affect the Buyer's statutory rights.

R&G RACING RETURNS POLICY (NON-FAULTY GOODS)

Returns must be pre-authorized (if not pre-authorized the return will be rejected). Goods may only be returned direct to us if they were purchased direct from us (customer must prove if necessary). Otherwise to be returned to original vendor. Goods must be in re-sellable condition, in the opinion of R&G Racing. All returns are subject to a 25% restocking and handling fee (25% of the gross value exc. P&P – at the prevailing price at time of purchase). The customer must pay any and all carriage charges. No returns of discontinued products, unless within 14 days of purchase. This policy does not affect your statutory rights and does not refer to faulty goods.

R&G

Unit 1, Shelley's Lane, East Worldham, Alton, Hampshire, GU34 3AQ

Tel: +44 (0)1420 89007 Fax: +44 (0)1420 87301 www.rg-racing.com Email: info@rg-racing.com